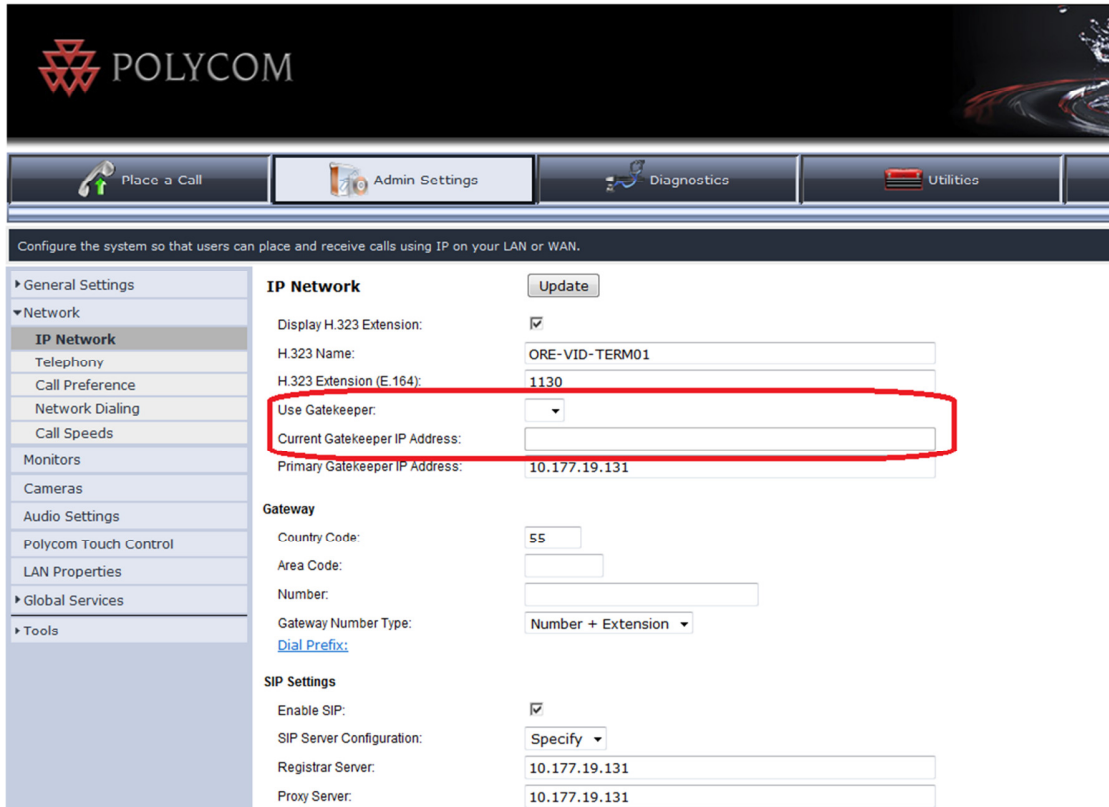


Problem occurred in the "Specify" in the path:

Admin Settings -> Network -> IP Network -> Use Gatekeeper



POLYCOM

Place a Call | Admin Settings | Diagnostics | Utilities

Configure the system so that users can place and receive calls using IP on your LAN or WAN.

General Settings

- Network
 - IP Network**
 - Telephony
 - Call Preference
 - Network Dialing
 - Call Speeds
- Monitors
- Cameras
- Audio Settings
- Polycom Touch Control
- LAN Properties
- Global Services
- Tools

IP Network [Update]

Display H.323 Extension: ☒

H.323 Name: ORE-VID-TERM01

H.323 Extension (E.164): 1130

Use Gatekeeper: ▼

Current Gatekeeper IP Address:

Primary Gatekeeper IP Address: 10.177.19.131

Gateway

Country Code: 55

Area Code:

Number:

Gateway Number Type: Number + Extension ▼

[Dial Prefix:](#)

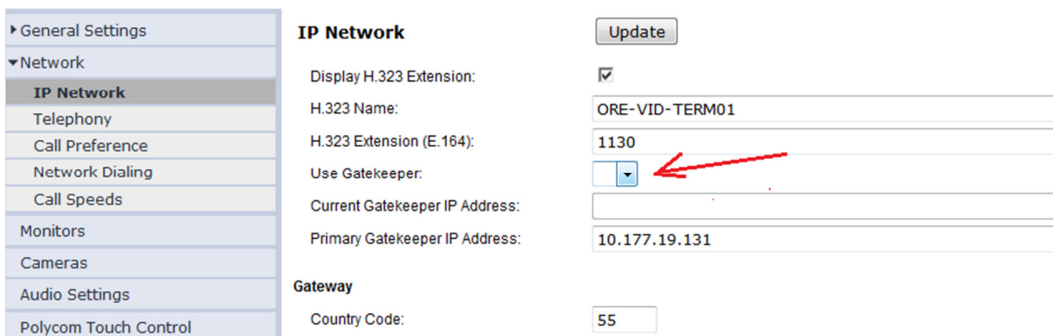
SIP Settings

Enable SIP: ☒

SIP Server Configuration: Specify ▼

Registrar Server: 10.177.19.131

Proxy Server: 10.177.19.131



General Settings

- Network
 - IP Network**
 - Telephony
 - Call Preference
 - Network Dialing
 - Call Speeds
- Monitors
- Cameras
- Audio Settings
- Polycom Touch Control

IP Network [Update]

Display H.323 Extension: ☒

H.323 Name: ORE-VID-TERM01

H.323 Extension (E.164): 1130

Use Gatekeeper: ▼

Current Gatekeeper IP Address:

Primary Gatekeeper IP Address: 10.177.19.131

Gateway

Country Code: 55

SIP Settings

Enable SIP: ☒

SIP Server Configuration: Specify ▼

Registrar Server: 10.177.19.131

Proxy Server: 10.177.19.131



Audio Settings | **Place a Call** | Admin Settings | Diagnostics | Utilities

General Settings

Network

IP Network

Telephone

Call Preference

Network Dialing

Call Speeds

Monitors

Cameras

Audio Settings

Polycom Touch Control

LAN Properties

Global Services

Tools

IP Network

Display H.323 Extension: ☒

H.323 Name:

H.323 Extension (E.164):

Use Gatekeeper: ☒

Current Gatekeeper IP Address:

Primary Gatekeeper IP Address:

Gateway

Country Code:

Area Code:

Number:

Gateway Number Type:

[Dial Prefix:](#)

SIP Settings

Enable SIP: ☒

SIP Server Configuration:

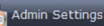
Registrar Server:

Proxy Server:

IVES THE FIELD 'SPECIFY', APPEAR THE LETTERS 'U' AND 'Z'



Place a Call

 Utilities

▼ System Status

In a Call:

