



Poly Trio Solution

Poly announces the new release of Poly Unified Communications (UC) Software 5.9.3 Rev AB for the Poly Trio solution. The UC Software build IDs for 5.9.3AB are:

- Trio 8300: **5.9.3.8721**
- Trio 8500 and Trio 8800: **5.9.3.8724**
- Trio C60: **5.9.3.8723**

Contents

UC Software 5.9.3AB Supported Products	2
What’s New for UC Software 5.9.3AB	3
Poly Experimental Features	3
Version History	6
Security Updates.....	12
UC Software Distributed Files	12
Products Tested with This Release.....	15
Limitations.....	17
Interoperability	23
Resolved Issues.....	31
Related Poly and Partner Resources	32

UC Software 5.9.3AB Supported Products

Poly UC Software 5.9.3AB for the Poly Trio solution supports the following Poly products and peripherals.

Supported Poly Products and Peripherals

Supported Poly Product	Supported Product Peripherals
Poly Trio C60	Poly Trio C60 Expansion Microphone accessory
Poly Trio 8800 and Poly Trio 8500	Poly Trio Visual+ accessory Poly Trio VisualPro system Poly Trio Expansion Microphone accessory
Poly Trio 8300 and Poly Trio 8300 NR (No Radio)	Poly Trio Visual+ accessory Poly Trio Expansion Microphone accessory
Poly Trio Visual+ accessory	Polycom EagleEye IV USB camera (Poly Trio 8500 and 8800 only) Polycom EagleEye Mini USB camera Poly EagleEye Cube USB camera
Poly Trio VisualPro system (Poly Trio 8500 and Poly Trio 8800 only)	Polycom EagleEye IV 4x and 12x cameras Polycom EagleEye Director II camera system Polycom EagleEye Producer camera system Polycom EagleEye Acoustic camera Poly EagleEye Cube HDCI camera
Polycom RealPresence Group Series system (Poly Trio 8500 and Poly Trio 8800 only)	Polycom EagleEye IV 4x and 12x cameras Polycom EagleEye Director II camera system Polycom EagleEye Producer camera system Polycom EagleEye Acoustic camera Poly EagleEye Cube HDCI camera
Poly Trio 8500 and Poly Trio 8800 systems when connected by USB to Microsoft Teams Rooms, Skype Room Systems, or Microsoft Surface Hub	Polycom EagleEye Director II camera system

Some things to note about hardware versions and compatibility:

- When using a Polycom RealPresence Group Series system with a Trio 8500 or Trio 8800 system:
 - Use RealPresence Group 310 or Group 500 hardware models
 - Use RealPresence Group Series system software version 6.2.0 or later
 - Use RealPresence Group Series system hardware version 20 or later
 - Configure your RealPresence Group Series system to run in Trio Pairing mode

- Some hardware revisions of the Poly Trio Visual+ accessory may not be compatible with earlier hardware revisions of the Poly EagleEye Cube USB camera. See the [Camera Compatibility](#) section for more details.

What's New for UC Software 5.9.3AB

This release of UC Software for the Poly Trio solution is for OpenSIP, Microsoft Skype for Business, Microsoft Teams, and Zoom Room deployments. It includes all the features of previous releases, important fixes, and the following new features:

- [Zoom Room Controller 5.0.0 Support](#)
- [AES-256 Encryption Support](#)

Poly frequently provides software updates with new features and recommends that you regularly update the software on your Poly Trio devices for the best performance and experience.

Zoom Room Controller 5.0.0 Support

Trio 8500, Trio 8800, and Trio C60 systems support Zoom Room Controller (ZRC) 5.0.0 (812.0426). This version of the ZRC contains the latest security updates from Zoom. For more information on the ZRC update, visit the [Zoom Help Center](#).

AES-256 Encryption Support

To ensure heightened security on data transmission, and to support certain configurations of the Zoom Phone service, Poly Trio systems employ AES-256 encryption on media transferred via the Secure Real-time Transport Protocol (SRTP).

UC Software 5.9.3AA Documentation Updates

Poly has updated several documents to remove the Web Proxy for Teams and Zoom feature. This feature was incorrectly listed as a new feature for the Trio 8500 and Trio 8800 systems, and has been removed from the following documents:

- UC Software 5.9.3AA for Poly Trio Release Notes
- Poly Trio Solution Administrator Guide 5.9.3

Poly Experimental Features

Poly sometimes releases experimental features that administrators can enable and evaluate in non-production environments.

Note: Experimental features are neither tested nor supported. These features might, or might not, become official features in a future release. For more information about experimental features or to provide feedback on your experience, visit the [Polycom Support Community](#).

Poly Studio USB Video Bar

This release provides experimental support for the Poly Studio USB video bar as a USB camera when connected to a Poly Trio Visual+ accessory paired with a Trio 8500 or Trio 8800 system. However, the Poly Trio system doesn't use the microphones and speakers of the Poly Studio USB video bar for audio.

Multiple Cameras with Poly Trio Visual+

You can connect more than one camera to a Poly Trio system paired with one or more Poly Trio Visual+ accessories. Users can choose which camera to use during a call using the **Camera Controls** option.

You can also save presets for each connected camera and use the presets to switch between cameras. However, selecting the **Home** preset option only resets the currently selected camera.

Configure Multi-Camera Support


Set the following parameter values to enable support for multiple cameras with Poly Trio Visual+.

- `video.camera.multiCamera.enabled="1"`
- (Optional) `mr.pair.maxDevices=<integer equal to 1 + (the number of Visual+ and VisualPro devices paired with the Poly Trio system)>`

Switch Between Cameras

You can switch between two or more cameras connected to a Poly Trio system with a paired Poly Trio Visual+ accessory.

You can also save presets for each connected camera and use the presets to switch between cameras; however, selecting the Home preset option will only reset the currently selected camera.

- 1 Do one of the following:
 - During a call, select **Camera**.
 - Select **Menu** ≡ > **Camera**.
- 2 On the **Camera Controls** screen, do one of the following:
 - Select the **Switch Camera**  icon.

- Select a preset saved for the camera.

Switching Call Applications

Users can switch between call applications when you register Poly Trio C60 to two call platforms.



When you configure the Poly Trio C60 system with the Microsoft Teams or Zoom Rooms applications, users can switch to the Open SIP call application to place a call as a standalone conference phone.

If the Poly Trio system is in one call application and a different application receives a call, the Poly Trio system switches the call application so the user can answer the call.

Note: Poly Trio systems don't support call application switching while in USB mode.

Switch Call Applications

You can switch call applications on Poly Trio C60 systems.

- 1 On the Nav Bar, select **App Switch** .
If you don't see the Nav bar, swipe upward from the bottom of the touchscreen.
- 2 Continue to select **App Switch**  until you access the desired call application.

Configure Call App Switching

You can configure Poly Trio C60 system to switch between an Open SIP call platform and a Zoom or Teams application. You can't configure the system to switch between all three.

- 1 Set `apps.android.appSwitcher.enabled` to **1**.
- 2 Depending on your call platform, set one of the following parameters to **1**:
 - `apps.android.appSwitcher.MSTeams.enabled`
 - `apps.android.appSwitcher.ZoomRooms.enabled`

Call Application Switching Parameters

Use the following parameters to configure call application switching.

`apps.android.appSwitcher.enabled`

0 (default) – App switching on the Nav bar is disabled.

1 – App switching on the Nav bar is enabled.

Change causes the system to restart or reboot.

`apps.android.appSwitcher.MSTeams.enabled`

0 (default) – Microsoft Teams isn't accessible via app switching.

1 – Microsoft Teams is accessible via app switching.

apps.android.appSwitcher.ZoomRooms.enabled

0 (default) – Zoom Rooms isn't accessible via app switching.

1 – Zoom Rooms is accessible via app switching.

Version History

The following table shows the release history of the Poly Trio solution.

Release History

Release	Release Date	Features
5.9.3AB	May 2020	This release includes important field fixes and support for: <ul style="list-style-type: none"> Zoom Rooms Controller 5.0.0 support AES-256 encryption for certain Zoom Phone configuration support requirements
5.9.3AA	April 2020	This release includes support for: <ul style="list-style-type: none"> Initial release of the Poly Trio C60 system Completing Poly Trio Initial System Setup Manual Web Proxy Configuration for Microsoft Teams on Trio C60 Pairing a Poly Trio System with a Poly Video System Poly Lens Support Voice Over Secure IP NAPTR Record Matching for Duplicate Protocols Improved DNS Caching Based on TTL
5.9.2AB	February 2020	This release includes important field fixes and support for: <ul style="list-style-type: none"> 5GHz-based Wi-Fi connectivity is no longer supported for Indonesia systems.
5.9.2AA	December 2019	This release includes support for: <ul style="list-style-type: none"> FIPS 140-2 Compliance Support California SB-327 Compliance USB Pass-through for Windows 10 Exchange Impersonation for Calendaring Processing Non-English Polycom RealConnect Invites Default SNTP Server for Microsoft Teams Base Profile Bluetooth Device Audio Settings Limit for Paired Bluetooth Devices Click-to-Join Support for Cisco Webex Meetings

Release	Release Date	Features
		<ul style="list-style-type: none"> Exchange Server Credentials via System Web Interface on Poly Trio 8300
5.9.1AC	November 2019	<p>This release includes important field fixes and support for:</p> <ul style="list-style-type: none"> Allow OTD Exchange services to use basic authentication
5.9.1AB	October 2019	<p>This release includes important field fixes.</p>
5.9.1AA	September 2019	<p>This release includes support for:</p> <ul style="list-style-type: none"> Introducing Poly Trio 8300 Third-Party Application ID Implementation on Skype for Business Phones Camera tracking on the Poly EagleEye Cube USB camera Camera Recalibration Removal of the Restart feature Wi-Fi Settings in Basic Settings H.323 Protocol Daisy-chaining up to three Poly Trio systems Global Camera Tracking Parameters Bluetooth Device Name Parameter Microsoft Teams IP Phone Policy Dimmed Custom Background Image Documentation Updates
5.9.0AD	July 2019	<p>This release includes important field fixes.</p>
5.9.0AB	June 2019	<p>This release includes support for:</p> <ul style="list-style-type: none"> Zoom Rooms Base Profile Enhancements Polycom EagleEye Cube USB Camera Support Important field fixes
5.9.0AA	April 2019	<p>This release includes support for:</p> <ul style="list-style-type: none"> Amazon Alexa for Business Integration Microsoft Teams Certification Polycom RealConnect Click-To-Join Polycom EagleEye Cube HDCI Camera Support On-Premises Web Sign-in Remote Web Sign-In Outlook Contact Photo Integration Video Call Overlays Video and Content Layouts Answer Incoming Calls with Mute buttons Calendar Display on the Idle Screen

Release	Release Date	Features
		<ul style="list-style-type: none"> • Display Avatars in Voice Calls • Automatic Content Display when Idle • Automatic HDMI Content Display • Reboot Network Devices • Default In-Call Screen Options • Custom Call Options
5.7.2AD	February 2019	This release includes important field fixes.
5.7.1AF	February 2019	This release includes important field fixes.
5.8.0AC	February 2019	This release includes important field fixes.
5.8.0AA	January 2019	<p>This release includes support for:</p> <ul style="list-style-type: none"> • Polycom EagleEye IV USB Camera with Polycom Trio 8500 • Bluetooth Discovery on Polycom Trio with the Polycom Content Application • Custom Icons for Contacts and Line Registrations • Reverse Name Lookup • PSTN Gateway on Failover • Upload Logs to a USB Flash Drive • Daisy-Chaining Polycom Trio Systems
5.7.2AB	November 2018	<p>This release includes the following enhancements:</p> <ul style="list-style-type: none"> • Microphone Synchronization Between Paired Systems • Audio from an HDMI Connection • Click-to-Join Support for Polycom RealConnect Services
5.7.2AA	October 2018	<p>This release includes support for:</p> <ul style="list-style-type: none"> • Cisco Webex • Simple Certificate Enrollment Protocol (SCEP)
5.7.1AC	September 2018	This release for the Polycom Trio solution includes several important field fixes.
5.7.1AB	August 2018	<p>This release for the Polycom Trio Solution includes support for the following:</p> <ul style="list-style-type: none"> • Polycom Trio solution integration with RealPresence Group Series systems • Polycom Trio system integration with Zoom Rooms
5.7.1AA	July 2018	<p>This release for the Polycom Trio Solution includes support for the following:</p> <ul style="list-style-type: none"> • Polycom EagleEye Mini USB camera support • Pairing with the Polycom EagleEye Director II camera system

Release	Release Date	Features
		<ul style="list-style-type: none"> • Firmware updates for Polycom EagleEye IV USB camera • Scheduled Reboot • Two-Way Active Measurement Protocol (TWAP) • Assured Services - Session Initiation Protocol (AS-SIP) • Enhanced 911 (E.911) • Reset Polycom Trio system to default settings • Remote Party Caller ID from SIP Messages • Calling Line Identification • Static DNS Cache • Direct Inward Dialing Number • Storing Images to a Sub-Directory • Resetting the phone without an admin password • Forwarding incoming Skype for Business calls • Multiple Emergency Number Dial Plan • Siren7 Audio Codec • Skype for Business Device Lock • Microsoft Exchange Integration • Direct Inward Dialing Number • Web Proxy Auto Discovery
5.5.4AA	April 2018	<p>This release for the Polycom Trio Solution includes support for the following:</p> <ul style="list-style-type: none"> • Localization of virtual keyboard in sync with phone language • Two server redundancy parameters added • Per-camera video configurations • Camera controls and presets • Session header parameter updates • Polycom interoperability with BlueJeans • Changes to the display of scheduled meetings
5.5.3AB	February 2018	<p>This release for the Polycom Trio solution includes several important field fixes.</p>
5.5.3AA	December 2017	<p>This release for the Polycom Trio Solution includes support for the following:</p> <ul style="list-style-type: none"> • Transport Layer Security (TLS) version 1.2 • Skype for Business Video-Based Screen Sharing • Polycom EagleEye IV USB camera • Polycom Trio 8500 system with the Polycom Trio Visual+ accessory • SILK audio codec • Airplay discovery over Bluetooth on Polycom Trio 8800 system
5.5.2AE	December 2017	<p>This release for the Polycom Trio 8500 and Trio 8800 systems includes several important fixes.</p>

Release	Release Date	Features
5.5.2AC	September 2017	<p>This release for the Polycom Trio 8500 and Trio 8800 systems includes the following:</p> <ul style="list-style-type: none"> • Screen Mirroring on Polycom Trio Solution • Software Update using Windows Server • Trio 8800 System Media Keepalive • Toggle Content and People Video Streams • Skype for Business User Experience Enhancements • Viewing a Different Calendar in Skype for Business Mode • Dynamic Port Ranges for Video and Content • Adding a PSTN Participant to a Call • Displaying Multiple Calendar Meetings on Connected Monitor • Web Sign in for Skype for Business Online • Secure Single Sign-On (SSO) with Third-Party Supporting Solutions • Managing Skype for Business Conference Participant Level in the Call Roster Screen • Device Lock • Client Media Port Ranges for Quality of Experience (QoE) • Microsoft Quality of Experience Monitoring Server Protocol (MS-QoE) • Exchange Web Services Discovery • Unified Contact Store • Alert Tones for Mute Status • Dial Plan Normalization • Dial Plan for SIP URI Dialing • Join a Meeting using SIP URI • Hybrid Line Registration • User Log Upload • Audio, Video, and Content Port Ranges • Media Transport Ports for audio, video, and content • Experimental: Support for SILK Audio Codec
5.4.5AG	July 2017	<p>This release includes important field fixes and introduces support for compliance of the Polycom Trio 8800 system with the Radio Equipment Directive (2014/53/EU) applicable to the European Economic Area (EEA).</p>
5.4.5AC	May 2017	<p>This release addresses the following issues:</p> <ul style="list-style-type: none"> • Large Skype for Business Meetings with 100+ participants • Connectivity with Gigabit Ethernet switches • Microsoft Exchange Online authentication failure
5.4.5AA	March 2017	<p>This release includes support for the following features:</p>

Release	Release Date	Features
		<ul style="list-style-type: none"> • Enhancements to the Polycom Trio 8800 and Trio Visual+ system interfaces • Enhancements to the Polycom Trio solution diagnostics • Set the display language from the Polycom Trio 8800 system menu • Experimental hybrid and dual-line registration
5.4.4AD	February 2017	This release includes support for the following features:
5.4.4AB	December 2016	<ul style="list-style-type: none"> • Hide Meeting Details This release Includes important field fixes.
5.4.4AA	November 2016	This release includes support for the following features: <ul style="list-style-type: none"> • New Skype for Business UI Design • Skype for Business optimized USB Audio Device Base Profile • Picture-in-Picture and Picture-in-Content • Skype for Business Gallery View-like layouts • Calendar improvements • Customization and configuration Options • This release resolves several known issues
5.4.3AB	August 2016	This release includes support for the following features: <ul style="list-style-type: none"> • Reset Video Mute • Synchronized volume control with a USB-connected computer • Trio 8800 system as a USB audio speakerphone for Mac computers • Dialpad shows digits entered during a call • Join future Skype for Business Meetings
5.4.3AA	May 2016	This release includes support for the following features: <ul style="list-style-type: none"> • Simulcast of two video streams in Skype for Business AVMCU meetings • FEC improvements • Share a Mac Computer Desktop at 1080p Resolution with Polycom® People + Content IP • Hide USB Connection from phone menu • Mute video to transmit a still image • Display number/extension or custom label on phone's home screen • Wi-Fi country code settings for India, Indonesia, Saudi Arabia, Singapore, South Africa and South Korea.
5.4.2AB	April 2016	This release replaces 5.4.2AA and addresses the following issue: <ul style="list-style-type: none"> • Powering Polycom Trio with Cisco PoE (Power over Ethernet) switches using the Cisco Discovery Protocol (CDP)
5.4.2AA	March 2016	This release includes support for the following features: <ul style="list-style-type: none"> • Forward Error Correction (FEC)

Release	Release Date	Features
		<ul style="list-style-type: none"> • Customize the system interface • 1080p content input from People + Content IP / USB This release resolves several known issues.
5.4.1AA	February 2016	This release includes support for the following features: <ul style="list-style-type: none"> • Microsoft Office 365 and Skype for Business Online • Office 365 and Skype for Business Provisioning and Manageability • Time and Date Initial Setup • People + Content over USB for Windows • USB Skype for Business or Lync 2013 audio calls with user interface controls This release also resolved some known issues.
5.4.0AB	December 2015	Resolved some known issues
5.4.0AA	December 2015	Added feature to hide Sign Out option Added an avatar that displays during a conference call when an audio-only participant is the active speaker. Resolved some known issues
5.4.0.12197	November 2015	Resolved some known issues
5.4.0.12107	November 2015	Initial release for Polycom Trio 8800 and Polycom Trio Visual+

Security Updates

Refer to the [Polycom Security Center](#) for information about known and resolved security vulnerabilities.

UC Software Distributed Files

You can download the software package for Poly Trio solution in ZIP file format and place the package on a provisioning server to provision your devices. Each software package contains configuration files and a sip.ld file for each Poly Trio device.

The sip.ld files are model-specific and are as follows:

- Trio 8300: 3111-66800-001.sip.ld
- Trio 8500: 3111-66700-001.sip.ld
- Trio 8800: 3111-65290-001.sip.ld
- Trio C60: 311-86240-001.sip.ld

If you are provisioning your phones centrally using configuration files, download the corresponding resource file and extract the configuration files to the provisioning server, maintaining the folder hierarchy in the ZIP file.

Poly Trio Pass-through Application

The Poly Trio Pass-through application build ID is **1.0.0.0067**. This version of the application supports use with UC software version 5.9.3AB for Poly Trio systems and Windows 10.

Installing UC Software

Administrators can install UC software for the Poly Trio system using a provisioning server. You can install UC software on Trio 8500 and Trio 8800 using a USB flash drive as well. Administrators can configure features for the system using configuration files on a provisioning server, using the system web interface (Web Configuration Utility), or on the phone's local interface. See the *Poly Trio Solution Administrator Guide* for more information on configuring features.

Install Poly Trio Visual+ Software for Trio 8500 and Trio 8800

The Poly Trio Visual+ accessory provisions and updates automatically from the Trio 8500 or Trio 8800 it is paired with—users typically don't have to interact with the system for manual provisioning and software updates.

The UC Software for Trio 8500 and Trio 8800 download doesn't include a dedicated executable file for the Poly Trio Visual+.

To install Trio Visual+ software on Trio 8500 or Trio 8800:

- Delete the part number from the Poly Trio `sip.ld` file and do one of the following:
 - Use the renamed `sip.ld` file to install software for both the Poly Trio and Poly Trio Visual+.
 - Copy the Poly Trio file and rename it using the Poly Trio Visual+ part number (3111-66420-001.sip.ld).

Installing Poly Trio Visual+ Software for Poly Trio 8300

You **MUST** provision and update the Poly Trio Visual+ accessory when it is paired with the Trio 8300 system. You are required to configure the Trio 8300 and stage the software for the Poly Trio Visual+ using a supported provisioning or boot server.

The standard UC software for Trio 8300 download doesn't include a dedicated executable file for the Poly Trio Visual+. You can download the separate Trio 8300 software which includes Poly Trio Visual+ from the [Poly Support Site](#), then update the Trio 8300 software with the Poly Trio Visual+ paired.

You can upgrade the software of the Poly Trio Visual+ accessory when paired with a Trio 8300 system in the following ways:

- Manual update via a USB flash drive
- Via Trio 8300 as a proxy using a provisioning or boot server.

Provision and Update Poly Trio Visual+ Paired with a Trio 8300 System with a USB Flash Drive

You can store configuration files and settings on a USB flash drive and provision or update Poly Trio Visual+ during normal functioning or in recovery mode. Recovery mode enables you to recover the Poly Trio Visual+ to a normal provisioning state when other methods are not working or not available.

Poly Trio Visual+ supports only File Allocation Table (FAT) file systems, and Poly recommends using FAT32. If other USB devices are attached to Poly Trio Visual+ system, you must remove them and ensure that the Poly Trio Visual+ system correctly recognizes the USB flash drive you want to install from.

If you use a USB flash drive to provision while a centralized provisioning server is in use, the USB configuration files override server settings. When you remove the USB flash drive, the Trio 8300 system returns to settings you configured on the server. Note, however, that the original server settings are subject to device parameter changes initiated by the USB flash drive. The device parameter changes can alter parameters on the provisioning server and change basic provisioning settings.

To provision or update software manually with a USB flash drive:

- 1 Format a USB flash drive as FAT32. Poly recommends that you use a USB 2.0 flash drive.
If you are using a drive that is already formatted, ensure that previous files are deleted from the flash drive.
- 2 Download the `Poly_UC_Software_<version ID>_Trio8300_with_Visual+_release.zip` file from the Trio 8300 Support site.
- 3 Unpack the .zip file and move the contents to the root of the USB device. The minimum required configuration files are:
 - The master configuration file: `000000000000.cfg`
 - The Poly Trio Visual+ sip.id: `3111-66420-001.sip.ld`
- 4 Insert the USB drive into the Poly Trio Visual+, follow the prompt for the Administrator password, and power cycle the device. Allow time for the devices to reboot.

Pairing the Poly Trio Visual+ via Trio 8300 Configuration

You can pair a Poly Trio Visual+ to a Trio 8300 system by setting the `mr.pair.uid.` parameter to the MAC address of the Poly Trio Visual+.

Products Tested with This Release

The Poly Trio systems and Poly Trio Visual+ systems are tested with other products. The following list indicates products that have been tested for compatibility with this release and is not a complete inventory of compatible equipment.

Update all your Poly systems with the latest software before contacting Poly support to ensure the issue has not already been addressed by software updates. To view the latest software for your product, see the Current Poly Interoperability Matrix at [Polycom Support Service Policies](#).

Note: If you are using Poly Trio systems with Polycom RealPresence DMA system, Poly recommends setting the parameter `voIPProt.SIP.supportFor100rel="1"`. For parameter details, see the Poly Trio Solution Administrator Guide at [Poly Trio Support](#).

Products Tested with Trio 8300, Trio 8500, and Trio 8800 for This Release

Product	Tested Versions
Poly EagleEye Cube HDCI camera	1.0.0.187 1.0.0.827
Poly EagleEye Cube USB camera	1.1.0.996
Poly Trio VisualPro system	6.2.2
Poly Virtual USB Connector for Zoom Rooms	1.0.0.54 – 1.0.0.56
Poly Studio	1.1
Poly Studio X30	3.1.0
Poly Studio X50	3.1.0
Poly G7500	3.1.0
Polycom Content App	1.3.2.71755
Polycom EagleEye Acoustic camera	1.7
Polycom EagleEye Director II camera	2.1.0.1 2.2.0.39
Polycom EagleEye IV 4x/12x camera	1.2.0-462
Polycom EagleEye IV USB camera	1.2.1-467
Polycom EagleEye Mini USB camera	9.0.22

Product	Tested Versions
Polycom EagleEye Producer camera	1.2.2.2 1.2.2
Polycom People + Content IP	1.4.2
Polycom RealPresence Collaboration Server (RMX)	8.8.1
Polycom RealPresence Desktop	3.10.2
Polycom RealPresence DMA 7000	10.0.0.4
Polycom RealPresence Group Series	6.2.2
Polycom RealPresence Mobile for tablets	3.10.1 – Android 3.11.1 – iOS
Polycom VVX business media phones	UC software 5.9.0 UC software 6.1.0
Logitech C930e Webcam	8.0.875

Products Tested with Trio C60 for this Release

Product	Tested Versions
Poly Studio	1.1
Poly Studio X30	3.1.0
Poly Studio X50	3.1.0
Poly G7500	3.1.0
Polycom RealPresence Collaboration Server (RMX)	8.8.1
Polycom RealPresence Desktop	3.10.2
Polycom RealPresence DMA 7000	10.0.0.4
Polycom RealPresence Mobile for tablets	3.10.1 – Android 3.11.1 – iOS
Polycom VVX business media phones	UC software 5.9.0 UC software 6.1.0

Limitations

The following sections provide information on limitations when using the Trio 8300, Trio 8500, Trio 8800, Trio C60 and Poly Trio Visual+ systems.

Simulcast Video Streams in Skype for Business AVMCU Meetings on Trio 8500 and Trio 8800

The Skype for Business AVMCU collects all the participant VSRs from endpoint requests and sends an aggregated VSR to each participating endpoint. Each endpoint receiving the aggregated VSR evaluates the video resolutions requested and determines what video resolution(s) to send.

For one stream, the Trio 8500 or Trio 8800 system sends the lowest common resolution requested to ensure that all endpoints can display the Poly Trio system video. The resolution of the lower quality stream cannot be higher than 360p. The video simulcast feature allows Poly Trio system to send a second higher resolution video stream when there are multiple resolutions requested. The resolution of the higher quality stream depends on the number of endpoints requesting specific resolutions and an algorithm determines the video resolution that best serves all the endpoints. As a result, some endpoints receive a lower resolution stream than the resolution requested.

Power over Ethernet Negotiation in CDP Environments

Trio 8500 and Trio 8800 systems don't support power negotiation over Cisco Discovery Protocol (CDP) with Cisco switches using CDP. CDP is supported for VLAN negotiation.

If you are powering your Trio 8500 or Trio 8800 system using an IEEE 802.3af Power over Ethernet compliant switch, power budget is negotiated by a hardware handshake at power up—CDP is not used.

If powering the Trio 8800 system using an IEEE 802.3af Power over Ethernet Plus (PoE+) switch, the Trio 8800 power budget is negotiated through a combination of hardware handshake and LLDP.

Skype for Business and Lync 2013

The following is a list of constraints and limitations when using a Trio 8500, Trio 8800, or Trio C60 system in a Microsoft Skype for Business or Lync 2013 environment:

- Skype for Business (online and on-premises) federation not tested with Skype for consumer.
- Trio systems with Skype for Business Online and Exchange Online-based voicemail is not supported for use in Russia, Belarus, and Kazakhstan. Poly Trio with Skype for Business and Exchange on-premises-based voicemail with media encryption disabled is not tested for use in Russia, Belarus, and Kazakhstan.
- Trio systems can't join Skype for Business meeting broadcasts.
- Trio systems don't support content and video for Lync for Mac 2011 desktop client.

- Trio systems don't receive content sent from supported Skype for Business and Lync clients using Present PowerPoint Files and Whiteboard.
- The Poly Trio can't join remote Skype for Business meetings scheduled by third parties that are not configured for Federation.

Microsoft Teams Room System and Surface Hub

When the Trio 8500 and Trio 8800 system Base Profile is set to **SkypeUSB** and connected via USB cable with a Microsoft Teams Room or Microsoft Surface Hub, the following limitations apply:

- When the Trio 8500 or Trio 8800 systems is connected to a Microsoft Surface Hub via USB, the Surface Hub performs Automatic Gain Control (AGC) and not the Trio 8500 and Trio 8800 systems.
- When connected to a Microsoft Teams Room or Skype Room System via USB, the Trio 8500 or Trio 8800 system performs Acoustic Echo Cancellation (AEC).
- The system web interface (Web Configuration Utility) of the Trio 8500 and Trio 8800 systems is disabled by default. Administrators can enable the system web interface from the phone's local interface at **Settings > Advanced > Administration Settings > Web Server Configuration** or using the configuration parameters `httpd.enabled=1` and `httpd.cfg.enabled=1`.

Audio on Trio 8500 and Trio 8800 Systems

By default, audio from the far site plays only on the Trio 8500 and Trio 8800 system speakers.

Administrators can enable far site audio to play on the monitor speakers connected to the Poly Trio Visual+ accessory by HDMI or external speakers connected to the 3.5 mm port on the Poly Trio Visual+.

When a Bluetooth-capable device is paired with the Trio 8500 and Trio 8800 systems, audio quality that plays through the system's speaker is lower for the far-side.

Video and Content on Trio 8500 and Trio 8800 Systems

Trio 8500 and Trio 8800 systems' embedded Poly People + Content IP application is supported on Microsoft Windows and Mac computers to a maximum of 1080p with up to 30fps.

In OpenSIP and Binary Floor Control Protocol (BFCP)-compliant environments, the system can't send or receive content on the content video channel in a conference held on Collaboration Server that has content protocol set to **H.264 Cascade Optimized** and **H.264 High Profile** enabled.

Third-Party Cable Compatibility with Trio 8500 and Trio 8800 Systems

Using a third-party HDMI cable may inhibit the Poly Trio Visual+ from properly executing video settings during video calls. This may occur due to the cable being broken or the cable does not meet general HDMI requirements.

The following behaviors may occur if the Poly Trio Visual+ fails to properly execute video settings:

- A portion of the video or content displays off screen.
- When the system is idle, black spaces or white boxes display on the monitor.

If either of these behaviors occurs, replace the HDMI cable with a Poly-supplied HDMI cable recommended for use with the Poly Trio system.

Screen Mirroring with Miracast

Poly cannot guarantee connectivity between the Trio 8800 solution and all Miracast-certified devices due to variances in the implementation of the Miracast technology on vendors' devices.

Some devices can't establish direct connection to a Trio 8800 solution if they are already connected to a 5GHz-only Wi-Fi Access Point. If experiencing this issue, disconnect the device from the Access Point while sharing content or by reconfiguring the Access Point to operate on 2.4GHz-only or 2.4Ghz + 5GHz bands.

Video Color Reproduction

When a Trio 8500 or Trio 8800 system is paired with a Poly Trio VisualPro, the color reproduction accuracy can vary depending on environmental conditions and camera sensor capabilities.

H.323 Support and Audio-Only Trio 8500 and Trio 8800 Systems

H.323 works best between two or more video-enabled Poly Trio systems with a paired Poly Trio Visual+ or VisualPro accessory. H.323 is not supported when Poly Trio systems are joined in with a Poly Trio system that is not video-enabled.

Camera Compatibility

Early versions of the Poly Trio Visual+ accessory may be incompatible with early versions of the Poly EagleEye Cube USB camera. If you have an early version of the EagleEye Cube USB camera, revision A-D, use it with a Poly Trio Visual+ accessory manufactured in 2018 or later with hardware revision C or later. Later versions of the EagleEye Cube USB camera are supported with any Visual+ accessory hardware version. Note that Poly Trio C60 systems don't support use with Poly Trio Visual+ accessories.

Content Sharing on Poly Trio 8300

The following limitations apply when sharing content:

- USB-hosted People + Content over IP (PPCIP) executable is not supported – use the Polycom Content App instead.
- Content Sharing via USB with Polycom Content App is not supported – share content via IP instead.

Polycom RealPresence Resource Manager

You can use the Polycom RealPresence Resource Manager 10.7 or later to manage a Trio 8300 with the following limitations:

- RealPresence Resource Manager incorrectly shows the device name for Trio 8300 as “RealPresence Trio 8300”.

Pass-through Application Support

Poly doesn't support the ASUS X750J laptop computer with Poly Trio Pass-through.

Software Downgrade with FIPS Enabled

Before you downgrade your Poly Trio system to a software version without FIPS support, disable the FIPS feature.

Time Zone for Microsoft Teams

When Poly Trio receives a UTC (GMT) offset from the Microsoft Teams admin center, it maps UTC to an Olson time zone ID.

However, the offsets that the Microsoft Teams admin center sends don't match up exactly with the Olson time zones. Use the following table to find the closest UTC offset match to your time zone. You can't currently configure all of these UTC offsets in the Microsoft Teams admin center, but you can use this table for reference.

If your time zone is different than the information in this table, check your applied daylight savings rules.

Important: Caracas is currently offset as UTC-04:00, but it was previously offset as UTC-04:30. The Microsoft Teams admin center still labels this location as "(UTC-04:30) Caracas".

UTC Offset	Olson Time Zone ID
-12:00	Etc/GMT+12

UTC Offset	Olson Time Zone ID
-11:00	Pacific/Samoa
-10:00	Pacific/Honolulu
-09:30	Pacific/Marquesas
-09:00	America/Anchorage
-08:00	America/Los_Angeles
-07:00	America/Boise
-06:00	America/Chicago
-05:00	America/New_York
-04:30	America/Caracas
-04:00	America/Halifax
-03:30	America/St_Johns
-03:00	America/Sao_Paulo
-02:00	Brazil/DeNoronha
-01:00	Atlantic/Azores
00:00	Europe/London
+01:00	Europe/Paris
+02:00	Europe/Athens
+03:00	Europe/Moscow
+03:30	Asia/Tehran
+04:00	Asia/Dubai
+04:30	Asia/Kabul
+05:00	Asia/Karachi
+05:30	Asia/Kolkata
+05:45	Asia/Kathmandu

UTC Offset	Olson Time Zone ID
+06:00	Asia/Dhaka
+06:30	Asia/Rangoon
+07:00	Asia/Bangkok
+08:00	Asia/Shanghai
+08:30	Asia/Pyongyang
+08:45	Australia/Eucla
+09:00	Asia/Tokyo
+09:30	Australia/Darwin
+10:00	Australia/Sydney
+10:30	Australia/Lord_Howe
+11:00	Pacific/Guadalcanal
+12:00	Pacific/Auckland
+12:45	Pacific/Chatham
+13:00	Pacific/Tongatapu
+14:00	Pacific/Kiritimati

Microsoft Teams Personal Mode

Personal mode on Microsoft Teams isn't supported.

Microsoft Teams Audio on Poly Trio C60

Due to a known issue with the Microsoft Teams application, when using a Trio C60 system, audio transmitted during a Microsoft Teams call may be degraded for the first 5 – 10 seconds of the call.

Skype for Business for Mac on Poly Trio C60

When Poly Trio C60 is connected to an Apple Mac computer with an active call in the Skype for Business client, users cannot hold or resume calls from the Trio system, and the call status does not match what is shown in the desktop client. Use the Skype for Business client on the Mac computer to hold a call, resume a call, and view the status of the call.

Interoperability

This section includes products tested with this release and Poly Trio system server interoperability.

Poly Trio Optimized for Zoom Rooms

The Trio 8500, Trio 8800, and Trio C60 systems optimized for Zoom Rooms provide a reliable, high-quality meeting experience in the conference room for subscribers of Zoom Rooms in an affordable, consolidated solution. The Poly Trio system acts as a controller for Zoom Rooms via the system's touch user interface and provides audio for Zoom Room meetings through the built-in speakers and microphones.

This software release runs Zoom Rooms Controller software **5.0.0 (812.0426)** as embedded software.

For the latest setup instructions, see the *Integrating Poly Trio Systems with Zoom Rooms Solution Guide* at [Poly Solutions for Zoom Environments](#).

Poly Partner Solution Support

The following table lists solution partners supported by Poly Trio and the UC Software version required to support each partner solution. For documentation, see [Strategic Partner Solutions](#) on Polycom Support.

Poly Trio Partner Solutions

Partner Solution	Trio 8300, 8500, & 8800 UC Software Version	Trio C60 UC Software Version
Cisco Webex	UC Software 5.7.2AA or later	UC Software 5.9.3AA or later
BlueJeans	UC Software 5.5.3AA or later	UC Software 5.9.3AA or later
BroadSoft	UC Software 5.4.0AA or later	UC Software 5.9.3AA or later
Microsoft	UC Software 5.4.0AA or later	UC Software 5.9.3AA or later
Zoom	UC Software 5.7.1AA or later	UC Software 5.9.3AA or later

Recommended Third-Party USB Cable Extenders

Poly has successfully tested the following USB extender with Trio 8500 and Trio 8800 systems:

- [Icron USB 2.0 Ranger 2301](#)

Poly Trio System Server Interoperability

The following tables list the server interoperability supported on the Poly Trio systems and the feature capabilities supported for each server.

Note: Trio C60 systems don't support video and content features.

For complete and up-to-date details on Poly Trio solution compatibility, see [Poly Trio and SoundStation IP Platform Compatibility](#).

Trio Solution Interoperability with Polycom RealPresence Platform

Trio Feature	Polycom RealPresence Platform
Basic SIP Telephony	SIP Trunk to a supported call platform
Advanced Telephony	SIP Trunk to a supported call platform
Provisioning	Supported with Polycom RealPresence Resource Manager software version 9.0+ (10.7 recommended)
Video (H.264 AVC)	Supported
Content	Supported

Trio Solution Interoperability with Microsoft Skype for Business and Lync

Trio Feature	Microsoft Skype for Business, Lync 2013 (Trio 8500 and Trio 8800 only)
Basic SIP Telephony	Supported
Advanced Telephony	Supported
Provisioning	Supported
Video (H.264 AVC)	Supported with limitations (SVC)
Content	Supported

Trio Solution Interoperability with BroadSoft

Trio Feature	BroadSoft R20 and R21
Basic SIP Telephony	Supported
Advanced Telephony	Supported with limitations
Provisioning	Supported
Video (H.264 AVC)	Supported
Content	Supported with limitations. <ul style="list-style-type: none"> • Polycom RealPresence Platform is required. • BroadSoft UC-One client and server are not supported.

Trio Solution Interoperability with Cisco Unified Communications Manager

Trio Feature	Cisco Unified Communications Manager 12.0, 10.5 and 9.1
Basic SIP Telephony	Supported
Advanced Telephony	Not supported
Provisioning	Supported with limitations. Requires Polycom RealPresence Resource Manager software version 9.0+ (10.7 recommended)
Video (H.264 AVC)	Supported with limitations. Trio 8500 and Trio 8800 systems don't support Cisco's Telepresence Interoperability Protocol (TIP) 2
Content	Supported with limitations

Trio Solution Interoperability with Avaya Aura Communication Manager

Trio Feature	Avaya Aura Communication Manager 8 and 7
Basic SIP Telephony	Supported
Advanced Telephony	Not supported

Trio Feature	Avaya Aura Communication Manager 8 and 7
Provisioning	Supported with limitations <ul style="list-style-type: none"> • Polycom RealPresence Platform is required. • BroadSoft UC-One client and server are not supported.
Video (H.264 AVC)	Supported with limitations
Content	Supported with limitations

Note: Poly supports SIP telephony feature interoperability with Avaya Aura Communication Manager and Avaya Aura Session Manager following published standards, including IETF Requests for Comments (RFCs) and Internet drafts last validated by Avaya in March 2019 contingent on Avaya allowing SIP compliant 3rd-party endpoints to register and interoperate with its call platforms.

Microsoft Support

Poly support for Microsoft features varies by product.

Trio 8800 Collaboration Kits, Trio 8500 Collaboration Kits, the Poly Trio VisualPro system, and the Poly Trio Visual+ system are not supported or qualified by Microsoft. As determined by Microsoft and Poly, the only supported way to connect Trio 8800 Collaboration Kits, Trio 8500 Collaboration Kits, Poly Trio Visual+ systems, or Poly Trio VisualPro systems with Microsoft Teams or Skype for Business is through Poly RealConnect.

Note: When a Poly Trio system's base profile is set to `MSTeams`, Microsoft controls the software experience and performance on the Poly Trio system. Send all feedback and queries to Microsoft. For any issues regarding Microsoft Teams on your Poly Trio system, refer to the [Microsoft Teams User Feedback Forum](#).

Microsoft Environment Interoperability

The following table lists Microsoft environments supported by the Trio 8500, Trio 8800 and Trio C60 systems and the Trio 8500 or Trio 8800 Collaboration Kits that include the Poly Trio Visual+ system and a supported camera. This also applies to Trio 8500 and Trio 8800 systems when paired with a Poly Trio VisualPro accessory and a supported camera.

Supported Microsoft Environments

Microsoft Environment	Trio 8500, Trio 8800 and Trio C60	Trio 8500 and Trio 8800 Collaboration Kit
Teams	Microsoft qualified	N/A

Microsoft Environment	Trio 8500, Trio 8800 and Trio C60	Trio 8500 and Trio 8800 Collaboration Kit
Skype for Business on-premises	Microsoft qualified	Poly supported. Not Microsoft qualified.
Office 365 / Skype for Business online	Microsoft qualified	Poly supported (sustaining). Not Microsoft qualified.
Office 365D	Microsoft qualified	Poly supported (sustaining). Not Microsoft qualified.
Lync 2013 on-premises	Microsoft qualified	Poly supported. Not Microsoft qualified.
Lync 2010 on-premises	Microsoft qualified	N/A

Microsoft Client Feature Support

The following table lists the features supported by Trio 8500, Trio 8800 and Trio C60 systems using the Microsoft client versions listed.

Note that Poly Trio systems do not support Present PowerPoint and Whiteboard content sharing.

Note: Support for Lync 2010 is limited to testing of basic call scenarios. Microsoft support of Lync and Skype for Business is documented on Microsoft's website. For information, see [Microsoft Support](#).

Microsoft Client Feature Support

Feature / Capability	Audio	Video (Trio 8300, 8500, & 8800 only)	Content Sharing (Trio 8300, 8500, & 8800 only)	Instant Messaging
Skype for Business 2016	Yes	Yes	Yes	No
Skype for Business 2016 on Mac	Yes	Yes	Yes	No
Skype for Business Mobile	Yes	Yes	Yes	No
Skype for Business 2015	Yes	Yes	Yes	No
Microsoft Surface Hub	Yes	Yes	Yes	No

Feature / Capability	Audio	Video (Trio 8300, 8500, & 8800 only)	Content Sharing (Trio 8300, 8500, & 8800 only)	Instant Messaging
Microsoft Skype Room System v2	Yes	Yes	Yes	No
Microsoft Teams Room System (requires Polycom RealConnect)	Yes	Yes	Yes	No
Skype for Business Web Application	Yes	Yes	Yes	No
Lync 2013	Yes	Yes	Yes	No
Lync 2013 Mobile	Yes	Yes	No	No

Skype for Business Feature Support

Trio 8500, Trio 8800 and Trio C60 systems support all features documented in the *Poly Trio Solution in Microsoft Environments Administrator Guide* available on [Poly Trio Support](#). All supported features are Microsoft qualified.

For the latest qualification status, see [Skype for Business and Teams Certified Phones and Devices](#).

Poly Trio with Skype for Business Online and On-Premises Feature Support

Feature	On-Premises Support	Online Support (sustaining)
Attendant Console	Yes	No
BToE Manual Pairing	Not Applicable	Not Applicable
Call Admission Control	Yes	No
Call Forward	Yes	Yes
Call Handling	Yes	Yes
Call Park	Yes	Yes
Call Transfer	Yes	Yes
Common Area Phone (CAP)	Not Applicable	Not Applicable
Conference Calls	Yes	Yes
Cross Pool	Yes	No

Feature	On-Premises Support	Online Support (sustaining)
Delegates	Not Applicable	Not Applicable
Device Lock	Yes	Yes
Device Update	Yes	Yes
Distribution Lists	Not Applicable	Not Applicable
Dual Tone Multi Frequency	Yes	Yes
Emergency 911	Yes	Yes
Enhanced 911 (E.911)	Yes	Yes
Enhanced Feature Line Key (EFLK)	Not Applicable	Not Applicable
Exchange Calendar	Yes	Yes
Exchange Call Logs	Yes	Yes
Exchange Integration	Yes	Yes
Extended Presence	Yes	Yes
Federated Calls	Yes	Yes
Host Deskling	Not Applicable	Not Applicable
In-band Provisioning	Yes	Yes
Local Call Logs	Yes	Yes
Media Bypass	Yes	No
Message Waiting Indicator	Yes	Yes
Monitoring (Device Inventory)	Yes	Yes
Multiple Emergency Number	Yes	Yes
Photo Integration	Yes	Yes
PIN Authentication	Yes	No
Private Line	Yes	No

Feature	On-Premises Support	Online Support (sustaining)
PSTN Failover Fail-Back	Yes	Yes
Quality of Experience (QoE)	Yes	Yes
Quality of Service for Audio Calls	Yes	Yes
Resiliency - Branch Office	Yes	No
Resiliency - Data Center Outage	Yes	No
Response Groups	Yes	No
Reverse Name Lookup	Yes	Yes
Separate Sign-in	Yes	Yes
Simultaneous Ring	Yes	Yes
Team Call	Yes	Yes
User Log Upload	Yes	Yes
Visual Voicemail	Yes	Yes
Web Proxy Auto Discovery	Yes	Yes
Web Sign In	Yes	Yes

Poly Trio System Support for Skype for Business Video and Content

The following table indicates Skype for Business video and content features supported by the Trio 8500 and Trio 8800 systems. Supported video and content features listed in this table are **not Microsoft qualified**.

Note: Trio C60 systems don't support video and content features.

Skype for Business Video and Content Support

Video or Content Feature	Skype for Business On-premises	Skype for Business Online / O365 / Cloud PBX (sustaining)
Receive Video-based Screen Sharing (VbSS) format	Yes	Yes

Video or Content Feature	Skype for Business On-premises	Skype for Business Online / O365 / Cloud PBX (sustaining)
Receive single-stream video	Yes	Yes
Point-to-point video calls	Yes	Yes
Multiparty video calls	Yes	Yes
Active speaker only video	Yes	Yes
Gallery View	Yes	Yes
Remote Desktop Protocol (RDP) content receive	Yes	Yes
Present Desktop	Yes	Yes
Present Programs	Yes	Yes
Present PowerPoint Files	No	No
Present Whiteboard	No	No

Resolved Issues

The following table lists resolved issues in this release for Poly Trio systems. This release also includes several other user experience and performance fixes and enhancements not listed below.

Resolved Issues

Category	Issue	Found in Release	Description
Application	EN-175386	5.9.2AA	Poly Trio systems enter a reboot loop with a hybrid registration and secondary SIP registrar on line 3.
Calendar	EN-174811	5.9.2AB 5.9.3AA	When a user presses Join to join a Zoom meeting, the system may not enter any applicable meeting password if the meeting description utilizes HTML formatting.
Calendar	EN-175765	5.9.3AA	When you configure Poly Trio systems with <code>exchange.meeting.realConnectProcessing.teams.enabled="1"</code> but <code>exchange.meeting.realConnectProcessing.skype.enabled="0"</code> (the default), sometimes the systems fail to parse the Teams meeting information using RealConnect. As a result, the systems can't join the Teams meeting.

Category	Issue	Found in Release	Description
System Display	EN-170216	5.9.2AB	The line key buttons may disappear and reappear after several seconds when you hold or resume a call on Trio 8300 systems.
System Display	EN-175383	5.9.3AA	Custom line key icons that are larger than 11 KB may not appear on a daisy-chained Poly Trio system's line keys.

Known Issues

The following table lists all known issues and suggested workarounds for Poly Trio systems.

Upgrade the Poly Trio system with the latest software before contacting Polycom Support to ensure the issue has not already been addressed by software updates.

Note: These release notes do not provide a complete listing of all known issues that are included in the software. Issues not expected to significantly impact customers with standard voice and video conferencing environments may not be included. In addition, the information in these release notes is provided as-is at the time of release and is subject to change without notice.

Microsoft controls the software experience and performance of Poly Trio systems configured for Microsoft Teams. For any issues regarding Microsoft Teams on your Poly Trio system, refer to the [Microsoft Teams User Feedback Forum](#).

Known Issues

Category	Issue	Description	Workaround
Audio	EN-178056	When both the near and far ends of a Zoom call are silent and the device volume is high, users may periodically hear a soft crackling sound from their device.	Reduce the device's volume setting.

Related Poly and Partner Resources

See the following sites for information related to this release.

- The Polycom Support Site is the entry point to online product, service, and solution support information including Licensing & Product Registration, Self-Service, Account Management, [Product-Related Legal Notices](#), and Documents & Software downloads.
- The [Polycom Document Library](#) provides support documentation for active products, services, and solutions. The documentation displays in responsive HTML5 format so that you can easily access and view installation, configuration, or administration content from any online device.
- The [Polycom Community](#) provides access to the latest developer and support information. Create an account to access Poly support personnel and participate in developer and support forums. You

can find the latest information on hardware, software, and partner solutions topics, share ideas, and solve problems with your colleagues.

- The [Polycom Partner Network](#) are industry leaders who natively integrate the Poly standards-based RealPresence Platform with their customers' current UC infrastructures, making it easy for you to communicate face-to-face with the applications and devices you use every day.
- The [Polycom Collaboration Services](#) help your business succeed and get the most out of your investment through the benefits of collaboration.

GETTING HELP

For more information about installing, configuring, and administering Poly/Polycom products or services, go to Polycom Support.

Plantronics, Inc. (Poly – formerly Plantronics and Polycom)

345 Encinal Street

Santa Cruz, California

95060

© 2020 Plantronics, Inc. All rights reserved. Poly, the propeller design, and the Poly logo are trademarks of Plantronics, Inc. All other trademarks are the property of their respective owners.